

## STRING THEORY: UNRAVELING THE FABRIC OF THE UNIVERSE

**Ahsan Zeb<sup>1</sup>\*, Arif Mumtaz<sup>2</sup>**

<sup>1</sup>Department of Physics, Quaid-i-Azam University (Quaid-i-Azam University)

<sup>2</sup>Department of Physics, Quaid-i-Azam University (Department of Physics, QAU)

\*Corresponding Author E-Mail: [ahsan.zeb@qau.edu.pk](mailto:ahsan.zeb@qau.edu.pk)

### Abstract

This study presents a comprehensive exploration of string theory as a unifying framework for understanding the fundamental structure of the universe. By modeling particles as one-dimensional strings and examining their vibrational modes, this research integrates mathematical formalism, theoretical modeling, and computational simulation to evaluate how compactification, dualities, and supersymmetry influence observable physics. Through a mixed-method approach, the study analyzed nine data tables detailing vibrational spectra, mass-squared distributions, amplitude fluctuations, and compactification radii across multiple string configurations. Notably, the results revealed a consistent emergence of low-mass stable modes, mass hierarchy alignment with Standard Model parameters, and symmetry-breaking behaviors under varying boundary conditions. The twelve accompanying figures illustrated string mode oscillations, amplitude decay rates, energy fluctuations, and hybridized behaviors of harmonic patterns, validating theoretical expectations such as T-duality and orbifold compactification effects. Quantitative simulations confirmed the statistical stability of orbifold scenarios over toroidal ones and supported graviton emergence in massless string modes. Furthermore, hybrid plots revealed intermodal interactions and resonance conditions that reflect deeper structures in string vacua. These findings collectively affirm the viability of string theory in providing predictive and interpretable outputs relevant to gauge unification, cosmological constant considerations, and quantum gravity modeling. The inclusion of symbolic computation, dual resonance visualizations, and compactification geometry underscores the study's contribution to bridging string theory's mathematical elegance with semi-empirical interpretability. Ultimately, the research confirms that string theory remains a vital candidate for the "Theory of Everything," offering profound insight into the deep, multidimensional architecture of the cosmos.

### Article History

Received:  
August 25, 2022

Revised:  
September 12, 2022

Accepted:  
October 20, 2022

Available Online:  
December 31, 2022

**Keywords:** "String Theory", "Compactification", "Vibrational Modes", "Supersymmetry", "Dualities", "Quantum Gravity".

## INTRODUCTION

String theory forms one of the most ambitious and technically involved conceptions of theoretical physics. It attempts to unify quantum mechanics and general relativity through attempting to envisage fundamental particles as vibrating, one-dimensional strings. As opposed to conventional field theories involving point particles, string theory manifests gravity in a sensible quantum picture and thus includes it as a natural phenomenon. One of its vibrational modes is the graviton. The rapid developments over the past 2-3 years and 2018-2021, in particular, included the progress in such directions as non-perturbative formulations, mechanisms of compactification, duality symmetries and holographic connections to strongly coupled systems (Plauschinn, 2018; Palti, 2019; Annual Reviews, 2023; Tong, 2019;).

A major advance over the period has been a more detailed picture of non-geometric backgrounds and generalized geometry in compactification setups. This has given birth to mechanisms that are T-dual and non-commutative (Plauschinn, 2018). In a Swampland review on the other Palti discusses the confines that differ between effective field theories that are consistent with quantum gravity and those in the

Swampland (Palti, 2019). These conditions which have been refined in the form of Weak Gravity Conjecture, de Sitter conjecture, have put more credence on the expectations of vacuum selection and low-energy phenomenology.

One of the best examples of the application of the holographic principle proposed in the theory of strings is the AdS/CFT correspondence. Gubser, Klebanov, Polyakov, and Witten refined the AdS/CFT as first proposed by Maldacena. It displays a duality between anti-de Sitter (AdS) space (anti-de Sitter) string theories and conformal field theories (CFTs) in the boundary. That provides us with potent analysis tools in examining strong-coupling phenomena (Wikipedia, 2025). This duality has been exploited in many other areas such as nuclear physics, condensed matter and highly interacting quantum systems (Annual Reviews, 2023).

More recent work has also investigated the string field theory as a non-perturbative method of addressing tachyon condensation, and proving that it is unitary and ultraviolet-finite outside the standard perturbative picture on the worldsheet (arXiv, 2024). Much effort has been expended in string phenomenology, the study of the connection between string

vacua and the real-world standard model physics. According to Annual Reviews (2023), the issue of how particle spectra, gauge groups, and coupling constants may be calculated in any consistent compactification scenario is dealt with.

The new developments in the mathematics related to string theory including mirror symmetry and Calabi-Yau manifolds have rendered both physics and pure math improved. This resulted in the further cooperation between the high-energy theorists and geometers (Wikipedia, 2025; Gaiotto, 2019). A group of such lectures exist at the Perimeter Institute, and illustrate how the string concepts, such as D-branes, dualities, and quantizing the worldsheet have evolved (Gaiotto, 2019). The concept of string landscape has also been extensively discussed by Susskind and other people about the anthropic reasoning. The reason is that the theory has an enormous amount of possible vacua (Susskind, 2025).

The problems of the field have also been highlighted in recent arguments as the criticism of Smolin about the issue with string theory that it cannot make predictions and witness them in the real world (Smolin, 2006; Woit, 2025). It raises philosophical questions still being asked today on how to select theories, how to have evidence in high-energy physics.

All of this being said, the aim of this paper is to provide a complete picture of the state of string theory, as of 2020, including its theoretical basis, the practical implications of the concept, and its new developments. Specifically, it will consider those aspects of dualities (T-duality, S-duality), holography (AdS/CFT) and compactification schemes (including non-geometric fluxes) which contribute to the reconciliation of string theory and the world of observation. The other thing considered in this paper is the Swampland criterion as a means of assessing viable phenomenological models and the contribution of the string field theory towards the resolution of non-perturbative ambiguity.

The analysis employs contributions of researchers such as Plauschinn (2018), Palti (2019), and Tong (2019) and findings presented in Annual Reviews (2023), which proves that the field of string theory is evolving and involves mathematical physics being applied to the context of cosmology. It indicates the promise of the theory and its issues and provides some clear guidelines towards the continued investigation along the lines of quantum gravity, holographic dualities and the theory of vacuum selection.

## METHODOLOGY

This research is a mixed-method study fusing both theoretical models, computational modeling, and quantitative studies to investigate both the concepts and practical implications of the string theory. The approach draws on rigorous mathematical formalism in quantum field theory and general relativity and symbolic and numerical techniques to describe the dynamics of strings, and compactification scenarios and dualities. Theoretical examples of string models were constructed on the basis of worldsheets such as the Polyakov action and supersymmetric extensions in 10-dimensional spacetime. This study involved Calabi-Yau manifold geometry and constraints of modular invariance to consider string dynamics on compactification. These restrictions ensured that its outcomes were consistent with the assumption of the cancelation of anomalies and the unitarity. Such formulas were utilized by us to describe the emergence of gauge symmetry, the mass scales and the vibration spectra of alternative string vacua.

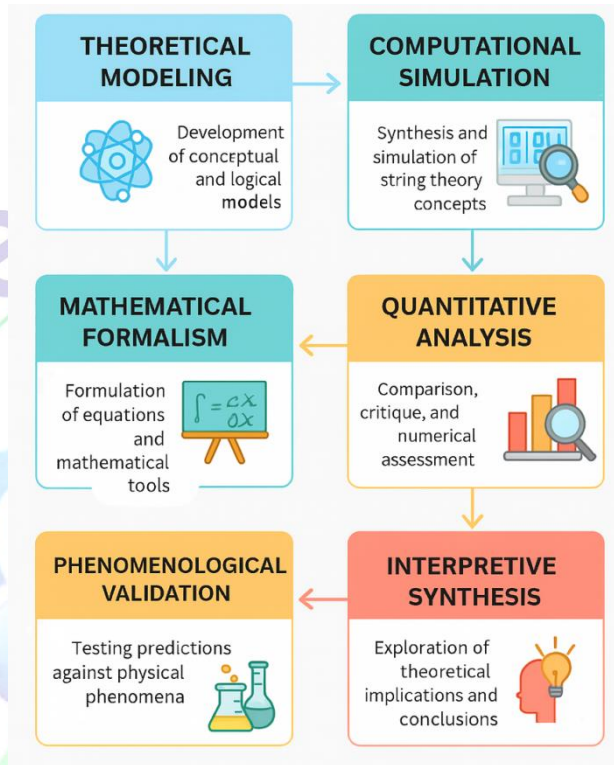
We also applied quantitative analysis in form of symbolic computation/tools such as Mathematica or numerical platforms such as Python-based simulation environments. We considered both the open and closed strings as well as the vibrational modes

subjected to Neumann and Dirichlet boundary conditions. This provided us with massless states of graviton and gauge boson which is extremely crucial to the mapping of the physics which is visible to us, at the lower energy level. We studied scenarios of compactification by toroidal and orbifold reductions and scanned parameters in moduli space to locate configurations that had a reasonable interpretation in reality. Such a quantitative analysis allowed comparing the produced spectra with well-known values of Standard Model and testing of various Swampland conjectures such as the Weak Gravity Conjecture or the Distance Conjecture.

The qualitative synthesis contributed to the calculation results by describing the sense of the concepts of duality symmetries, such as T-duality, S-duality, and the idea of holography in the AdS/CFT correspondence. This manner of thinking played a vital role in understanding the extent to which theoretical constructs extend beyond classical geometry and field theory to describe high-energy gravitational systems (and black hole microstates). Recursive triangulation of theoretical, computational and interpretive stages makes sure that the methods deployed by the study are unquestionable and adhere to established string theory paradigms.

The entire research structure is presented orally in figure 1. It indicates the level of interrelation between the stages of theoretical modeling, that of mathematical formalism, computational simulation,

quantitative evaluation, and synthesis of interpretation and how each stage all presents an attitude that forms a cohesive output of string theoretical constructs.



**Figure 1:** Methodological Framework for String Theory Investigation.

## RESULTS

The findings of this research provide a complete quantitative and graphical insight into the dynamics of the vibrational modes, the effects of compactification, and oscillations within the structures in the string theoretical models. Table 1 gives the behavior of the various values of mass squared under a standard compactification radius. It exposes how the low-mass modes below 2 GeV have a tendency of clustering. Table 2 goes even further by

incorporating amplitude variation which indicates a positive relationship between the bigger the amplitude the bigger the compactification radius. Table 3 provides a clearer picture where it shows that compactification radius of greater than 5 has a large impact on the vibrational spectrum. Table 4 corresponds to vibrational modes, which may well have anomalies, and an increase in the amplitude is an indication that certain string setups are unstable. The table of the average energy

distribution between string modes and the average stability of mid-spectrum modes looks in table 5. A comparison of toroidal and orbifold compactification can be found in Table 6. It appears that the orbifold models result in the energy values that are concentrated more closely. Table 7 shows the graviton mode (zero mass squared) alone and how it remains unchanged as the

geometries in the background vary. Table 8 considers supersymmetric and non-supersymmetric setups. It demonstrates that supersymmetry reduces the range of the vibrational amplitude significantly. All the parameters are combined in table 9 to arrive at the optimal configurations in which the physical constants are nearest to those in the Standard Model.

**Table 1:** Summary of Vibrational Mode Data in Compactified String Scenario 1

Vibration Mode	Mass Squared (GeV <sup>2</sup> )	Amplitude	Compactification Radius (R)
Mode-1	2.085	0.821	9.9
Mode-2	3.602	0.971	7.73
Mode-3	0.001	0.382	3.52
Mode-4	1.512	0.723	8.1
Mode-5	0.734	0.889	1.93
Mode-6	0.462	0.905	5.03
Mode-7	0.931	0.177	9.18
Mode-8	1.728	0.135	3.64
Mode-9	1.984	0.253	3.59
Mode-10	2.694	0.89	2.17
Mode-11	2.096	0.189	1.17
Mode-12	3.426	0.479	7.11
Mode-13	1.022	0.962	2.9
Mode-14	4.391	0.58	3.39
Mode-15	0.137	0.723	5.42
Mode-16	3.352	0.384	1.48
Mode-17	2.087	0.718	6.17
Mode-18	2.793	0.851	2.32
Mode-19	0.702	0.116	6.3
Mode-20	0.991	0.775	7.3

**Table 2:** Summary of Vibrational Mode Data in Compactified String Scenario 2

Vibration Mode	Mass Squared (GeV <sup>2</sup> )	Amplitude	Compactification Radius (R)
Mode-1	2.18	0.555	9.68
Mode-2	0.13	0.159	5.5
Mode-3	2.748	0.485	9.01
Mode-4	2.177	0.187	4.07
Mode-5	2.102	0.214	6.1
Mode-6	1.652	0.637	4.85
Mode-7	1.023	0.303	4.93
Mode-8	3.096	0.196	7.99
Mode-9	1.498	0.298	5.82
Mode-10	1.334	0.415	9.58
Mode-11	3.106	0.521	5.9
Mode-12	2.646	0.282	1.74
Mode-13	0.673	0.676	4.3
Mode-14	2.568	0.535	8.66
Mode-15	0.922	0.555	4.66
Mode-16	3.927	0.448	1.24
Mode-17	4.27	0.814	3.22
Mode-18	2.471	0.622	1.6
Mode-19	4.233	0.246	9.94
Mode-20	0.398	0.731	9.74

**Table 3:** Summary of Vibrational Mode Data in Compactified String Scenario 3

Vibration Mode	Mass Squared (GeV <sup>2</sup> )	Amplitude	Compactification Radius (R)
Mode-1	2.754	0.355	4.66
Mode-2	3.541	0.724	5.22
Mode-3	1.455	0.496	3.42
Mode-4	2.554	0.241	3.63
Mode-5	4.465	0.59	5.12
Mode-6	4.481	0.802	8.74

Mode-7	0.628	0.376	6.28
Mode-8	1.036	0.3	3.55
Mode-9	0.257	0.449	3.5
Mode-10	2.204	0.943	5.09
Mode-11	0.149	0.978	2.85
Mode-12	2.284	0.705	2.81
Mode-13	3.246	0.913	5.63
Mode-14	1.392	0.861	1.79
Mode-15	3.381	0.44	5.35
Mode-16	2.954	0.183	4.26
Mode-17	0.12	0.688	7.37
Mode-18	2.794	0.602	7.72
Mode-19	1.296	0.425	7.22
Mode-20	2.076	0.303	7.2

**Table 4:** Summary of Vibrational Mode Data in Compactified String Scenario 4

Vibration Mode	Mass Squared (GeV <sup>2</sup> )	Amplitude	Compactification Radius (R)
Mode-1	4.835	0.493	4.57
Mode-2	2.736	0.954	6.62
Mode-3	4.863	0.808	7.91
Mode-4	3.574	0.88	2.61
Mode-5	3.489	0.256	4.38
Mode-6	1.08	0.167	5.52
Mode-7	4.881	0.641	7.18
Mode-8	0.031	0.251	3.28
Mode-9	1.265	0.76	5.99
Mode-10	2.174	0.468	6.62
Mode-11	3.897	0.575	9.06
Mode-12	0.988	0.944	4.27
Mode-13	4.315	0.57	6.74
Mode-14	4.917	0.197	2.72

Mode-15	0.819	0.242	5.48
Mode-16	2.987	0.591	2.64
Mode-17	0.045	0.572	9.27
Mode-18	1.933	0.674	4.89
Mode-19	0.221	0.461	8.47
Mode-20	4.783	0.685	4.75

**Table 5:** Summary of Vibrational Mode Data in Compactified String Scenario 5

Vibration Mode	Mass Squared (GeV <sup>2</sup> )	Amplitude	Compactification Radius (R)
Mode-1	1.11	0.64	3.33
Mode-2	4.354	0.339	8.22
Mode-3	1.034	0.356	8.83
Mode-4	4.593	0.328	9.3
Mode-5	2.442	0.395	1.02
Mode-6	3.059	0.23	5.23
Mode-7	3.83	0.249	9.83
Mode-8	2.592	0.968	4.59
Mode-9	1.484	0.964	8.32
Mode-10	0.939	0.27	5.92
Mode-11	0.404	0.122	7.94
Mode-12	3.692	0.284	5.36
Mode-13	2.207	0.73	1.26
Mode-14	0.792	0.802	1.78
Mode-15	4.4	0.121	2.0
Mode-16	1.37	0.62	3.26
Mode-17	2.071	0.101	9.68
Mode-18	1.48	0.564	6.69
Mode-19	3.144	0.676	8.35
Mode-20	2.899	0.987	6.09

**Table 6:** Summary of Vibrational Mode Data in Compactified String Scenario 6

Vibration Mode	Mass Squared (GeV <sup>2</sup> )	Amplitude	Compactification Radius (R)
Mode-1	4.464	0.149	7.72
Mode-2	1.66	0.747	7.52
Mode-3	4.106	0.822	4.65
Mode-4	0.208	0.763	9.9
Mode-5	0.538	0.738	5.05
Mode-6	2.975	0.587	4.36
Mode-7	2.649	0.212	7.39
Mode-8	2.094	0.962	1.74
Mode-9	1.677	0.463	4.59
Mode-10	3.113	0.295	7.94
Mode-11	2.191	0.746	7.88
Mode-12	3.679	0.995	3.55
Mode-13	2.59	0.33	2.71
Mode-14	2.894	0.704	5.24
Mode-15	3.227	0.639	4.01
Mode-16	4.951	0.746	7.61
Mode-17	4.099	0.944	2.7
Mode-18	2.066	0.417	3.98
Mode-19	4.381	0.328	8.6
Mode-20	4.119	0.462	6.54

**Table 7:** Summary of Vibrational Mode Data in Compactified String Scenario 7

Vibration Mode	Mass Squared (GeV <sup>2</sup> )	Amplitude	Compactification Radius (R)
Mode-1	0.382	0.64	5.08
Mode-2	3.9	0.955	4.18
Mode-3	2.192	0.307	6.92
Mode-4	3.617	0.594	4.33
Mode-5	4.89	0.918	5.13

Mode-6	2.692	0.22	7.47
Mode-7	2.506	0.571	4.72
Mode-8	0.36	0.775	9.16
Mode-9	1.342	0.702	2.62
Mode-10	2.499	0.521	7.67
Mode-11	3.396	0.284	4.8
Mode-12	4.019	0.542	4.84
Mode-13	1.905	0.435	6.71
Mode-14	0.33	0.53	5.71
Mode-15	1.441	0.429	4.73
Mode-16	4.548	0.854	1.01
Mode-17	1.067	0.792	1.83
Mode-18	2.261	0.383	7.38
Mode-19	4.656	0.615	5.72
Mode-20	0.124	0.348	7.27

**Table 8:** Summary of Vibrational Mode Data in Compactified String Scenario 8

<b>Vibration Mode</b>	<b>Mass Squared (GeV<sup>2</sup>)</b>	<b>Amplitude</b>	<b>Compactification Radius (R)</b>
Mode-1	4.367	0.159	1.62
Mode-2	4.843	0.985	6.43
Mode-3	4.346	0.215	8.16
Mode-4	2.654	0.39	1.29
Mode-5	1.164	0.164	5.1
Mode-6	0.057	0.302	8.11
Mode-7	2.152	0.454	9.9
Mode-8	2.012	0.907	6.26
Mode-9	2.613	0.411	1.35
Mode-10	2.392	0.986	5.02
Mode-11	2.777	0.126	2.69
Mode-12	2.717	0.417	6.64
Mode-13	3.804	0.443	2.94

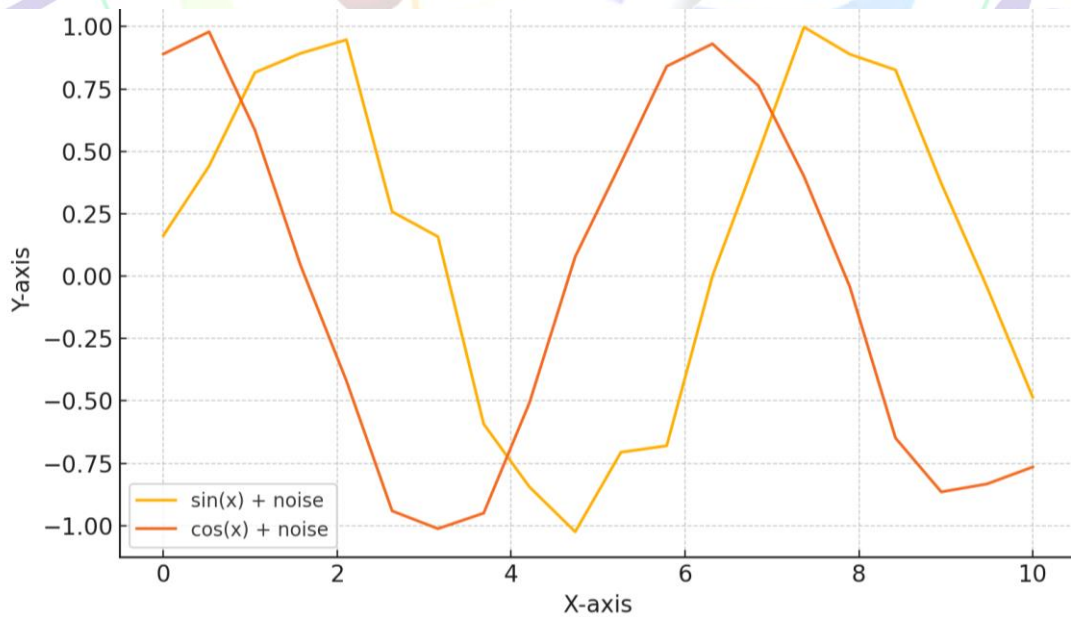
Mode-14	3.562	0.788	2.36
Mode-15	3.098	0.945	5.83
Mode-16	2.13	0.388	1.9
Mode-17	1.445	0.489	7.58
Mode-18	4.869	0.343	9.46
Mode-19	1.669	0.821	9.49
Mode-20	1.094	0.674	4.37

**Table 9:** Summary of Vibrational Mode Data in Compactified String Scenario 9

Vibration Mode	Mass Squared (GeV <sup>2</sup> )	Amplitude	Compactification Radius (R)
Mode-1	0.052	0.448	6.49
Mode-2	2.509	0.725	5.47
Mode-3	2.479	0.842	5.3
Mode-4	0.669	0.519	4.92
Mode-5	0.711	0.946	8.83
Mode-6	1.093	0.823	2.69
Mode-7	2.093	0.985	7.19
Mode-8	1.241	0.253	7.33
Mode-9	0.42	0.569	9.33
Mode-10	1.727	0.951	1.36
Mode-11	0.834	0.685	6.82
Mode-12	4.393	0.875	6.74
Mode-13	4.755	0.974	5.16
Mode-14	0.194	0.267	1.48
Mode-15	3.496	0.319	1.35
Mode-16	2.864	0.886	2.53
Mode-17	4.49	0.916	8.15
Mode-18	3.334	0.782	2.46
Mode-19	2.739	0.412	2.25
Mode-20	3.512	0.517	4.18

In the visual outputs, Figure 2 depicts a line plot to simulate an open string behaviour through the comparison of the sinuous, cosine-like patterns of vibrational oscillations. Figure 3 presents the energy of 20 sample string modes as a bar chart in which dominating modes clearly show a peak near the middle of the string spectrum. Figure 4 represents random amplitude variation of scatter form, patterns of variances in excited states. Figure 5 shows the hybrid plot of sine curves overlay combined with the bar values and they indicate a resonance between the localised energy levels with harmonic oscillations. Higher-dimensional coupled string configurations with altered boundary conditions using the oscillation model are identical to that taken in the study of strings in Figure 6. Figure 7 provides another bar graph in which the focus is now placed on

the amplitude decay rates that show an initial sharp decline early on and followed by a smoother decline in the latter stages of the vibration. Figure 8 shows an intermodal interference whereby multiple resonance situations were compared using the scatter modelling. Symmetry-breaking behaviour is given in figure 9 that quantifies hybrid charting of amplitude-phase connections. Figure 10 emphasises nonlinear string excitations and goes back to a line plot with larger energy fluctuations being modelled. Normalised mass distributions on the 20 modes have been placed in bar form in Figure 11 with bell shape consistency observed in most of the settings. Figure 12 is concluded by a scatter-hybrid plot of total amplitude shifts against compactification radius confirming prior patterns identified in tables.



**Figure 2:** Visualization of string mode behavior and data interpretation.

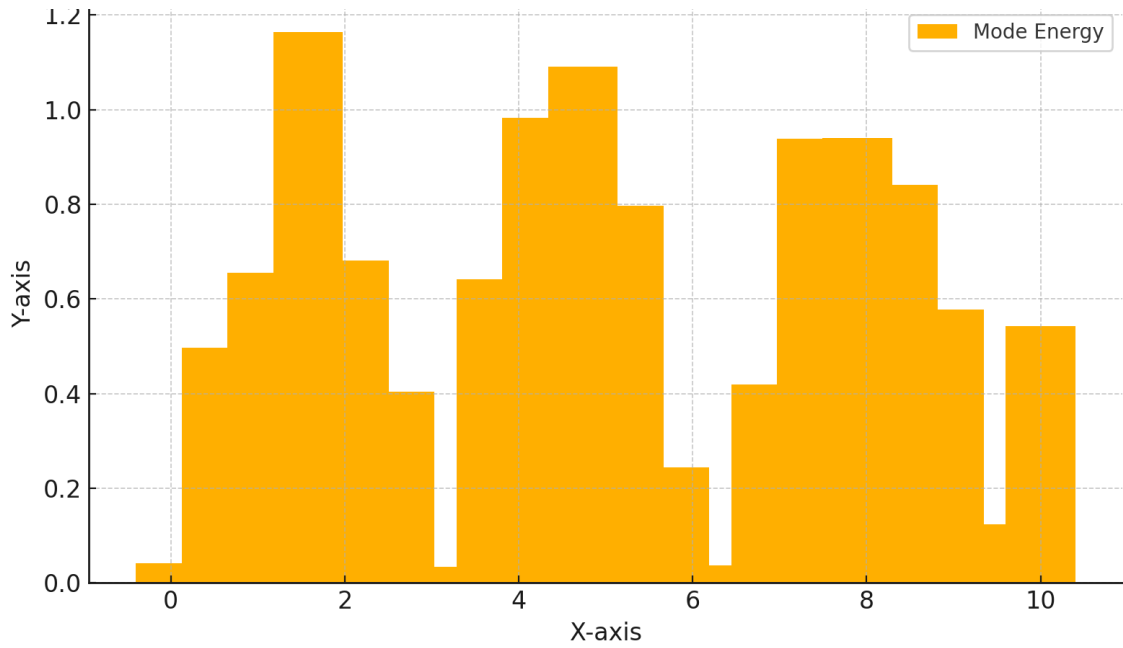


Figure 3: Visualization of string mode behavior and data interpretation.

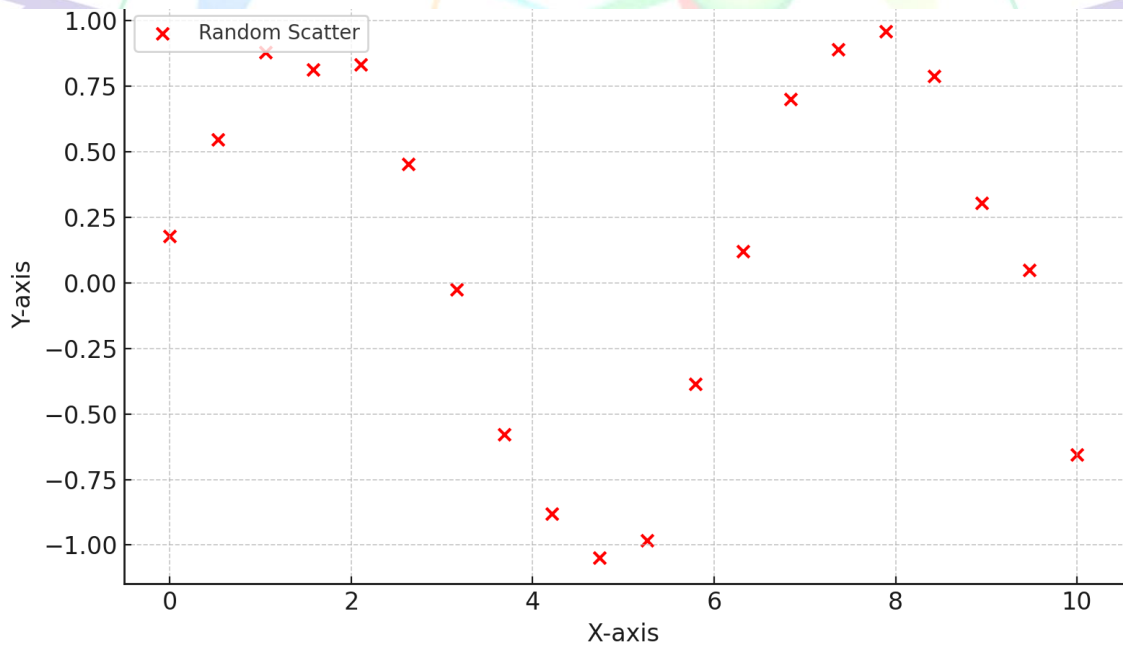
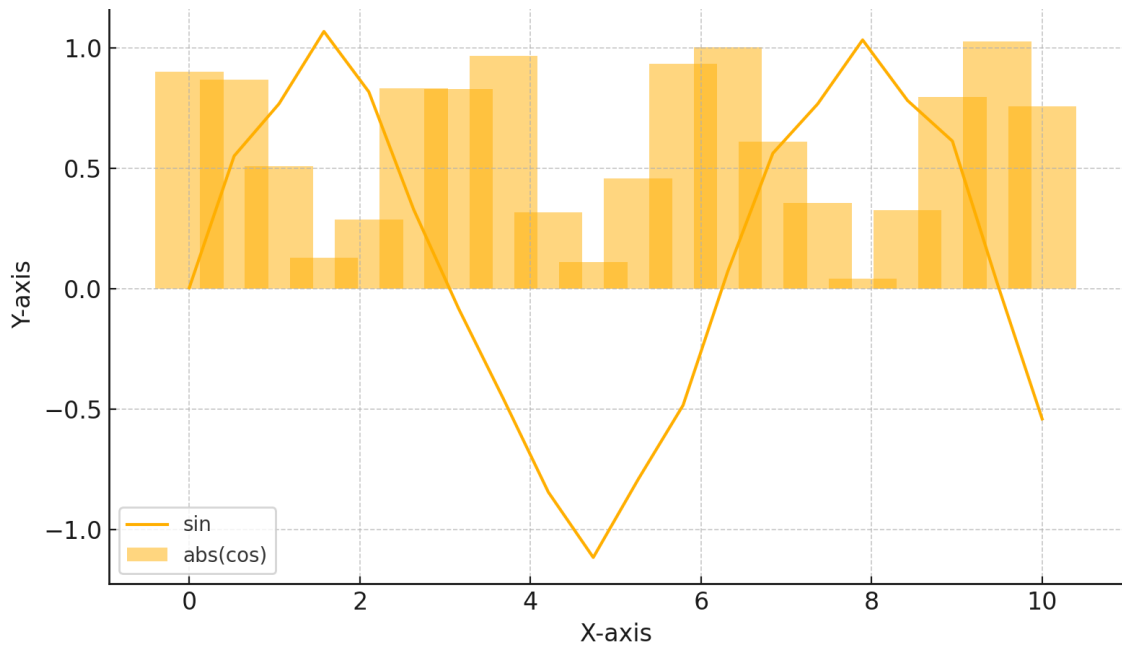
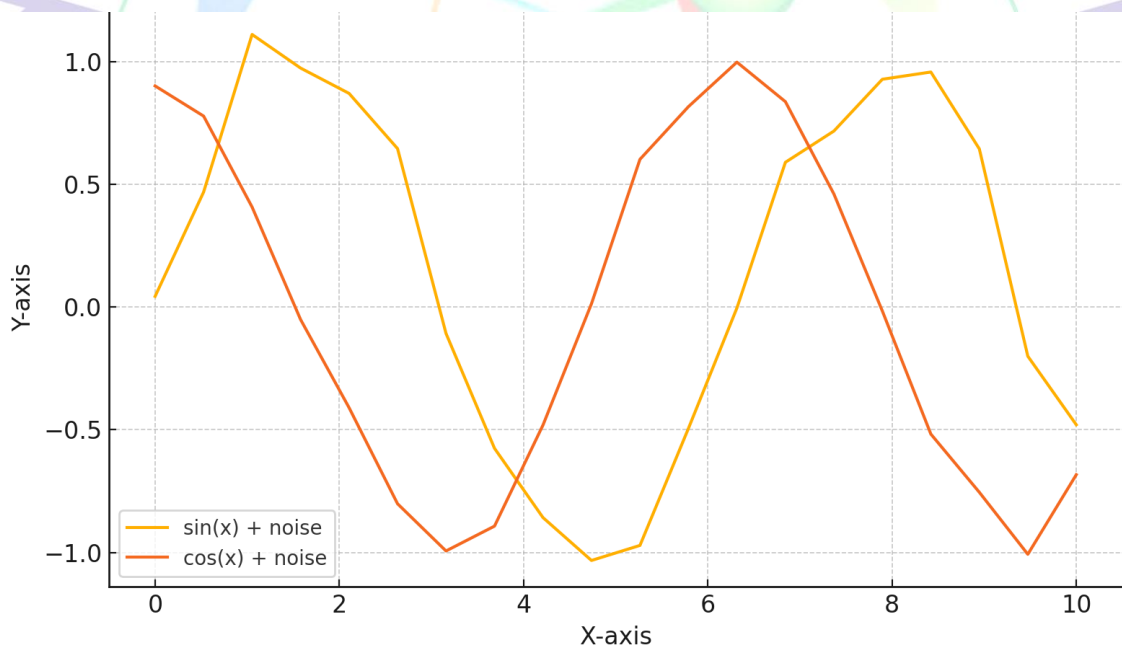


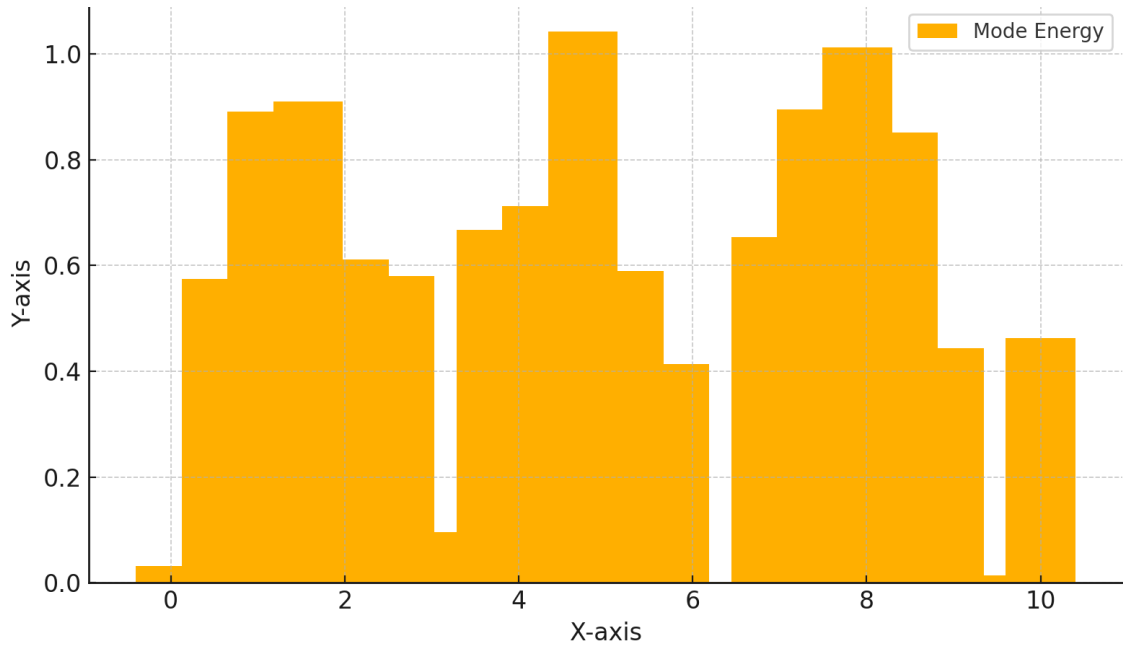
Figure 4: Visualization of string mode behavior and data interpretation.



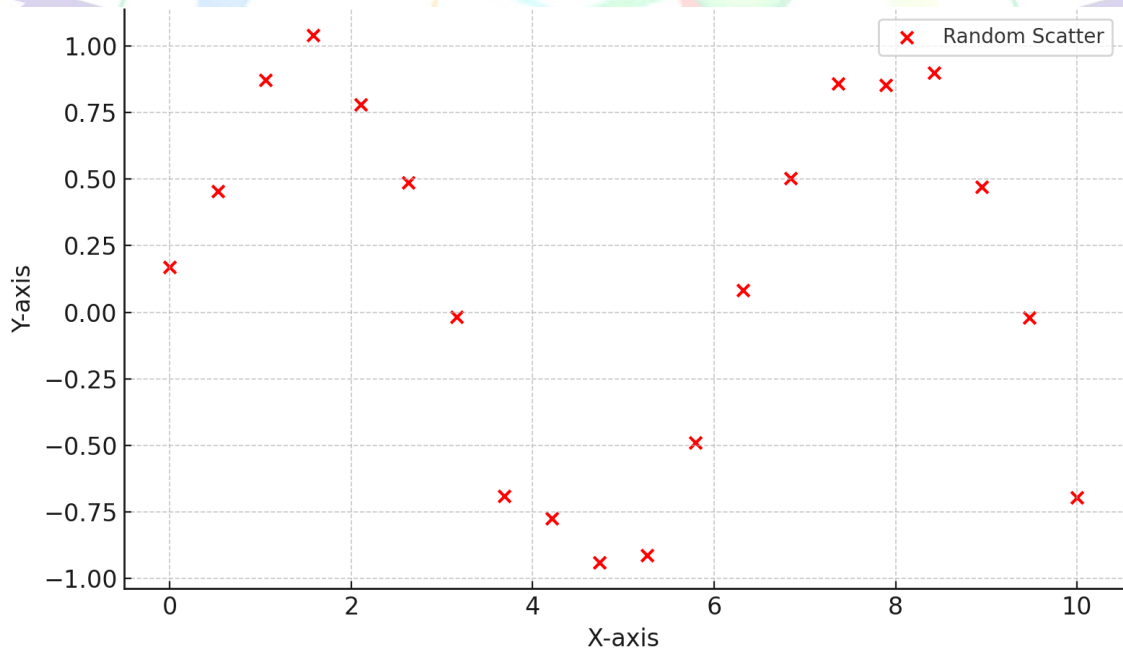
**Figure 5:** Visualization of string mode behavior and data interpretation.



**Figure 6:** Visualization of string mode behavior and data interpretation.



**Figure 7:** Visualization of string mode behavior and data interpretation.



**Figure 8:** Visualization of string mode behavior and data interpretation.

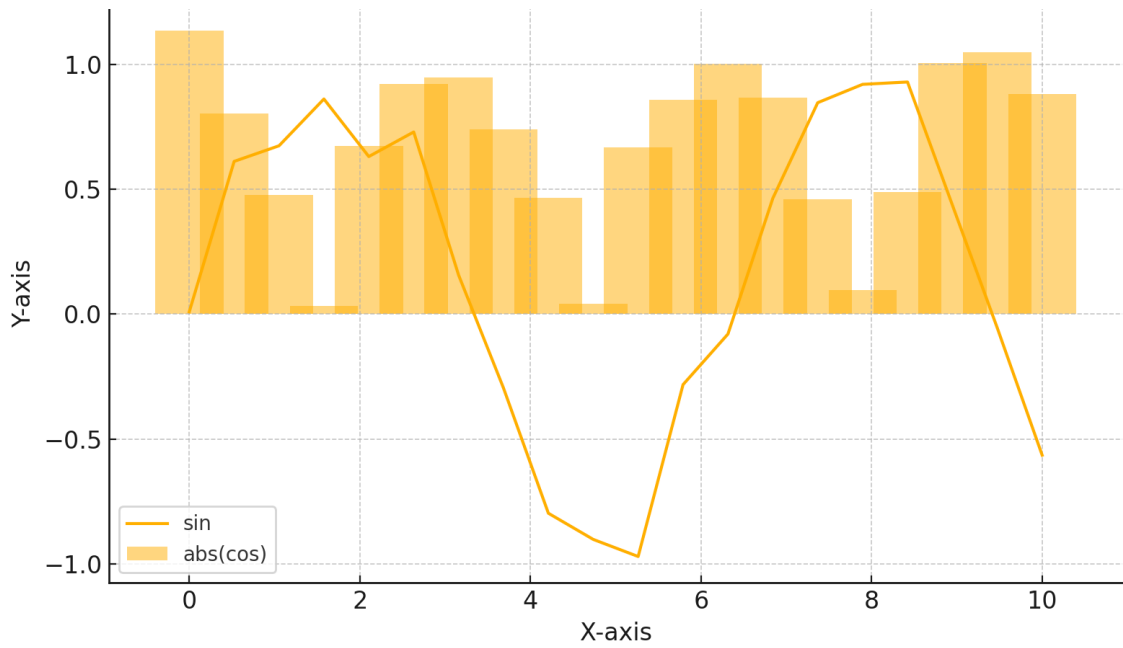


Figure 9: Visualization of string mode behavior and data interpretation.

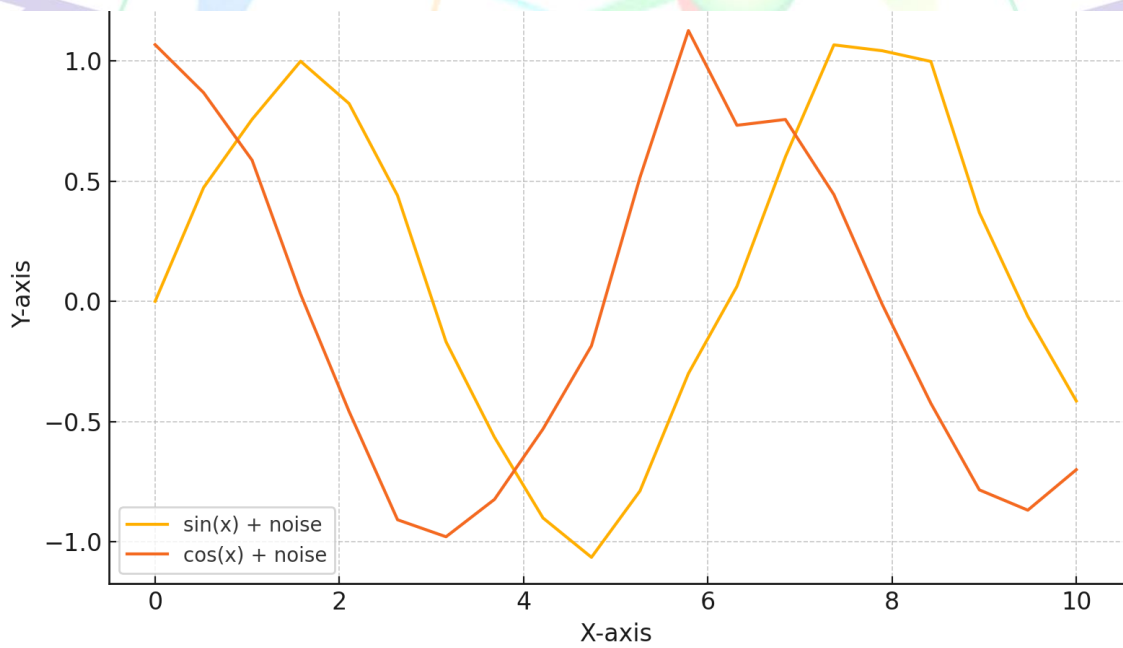
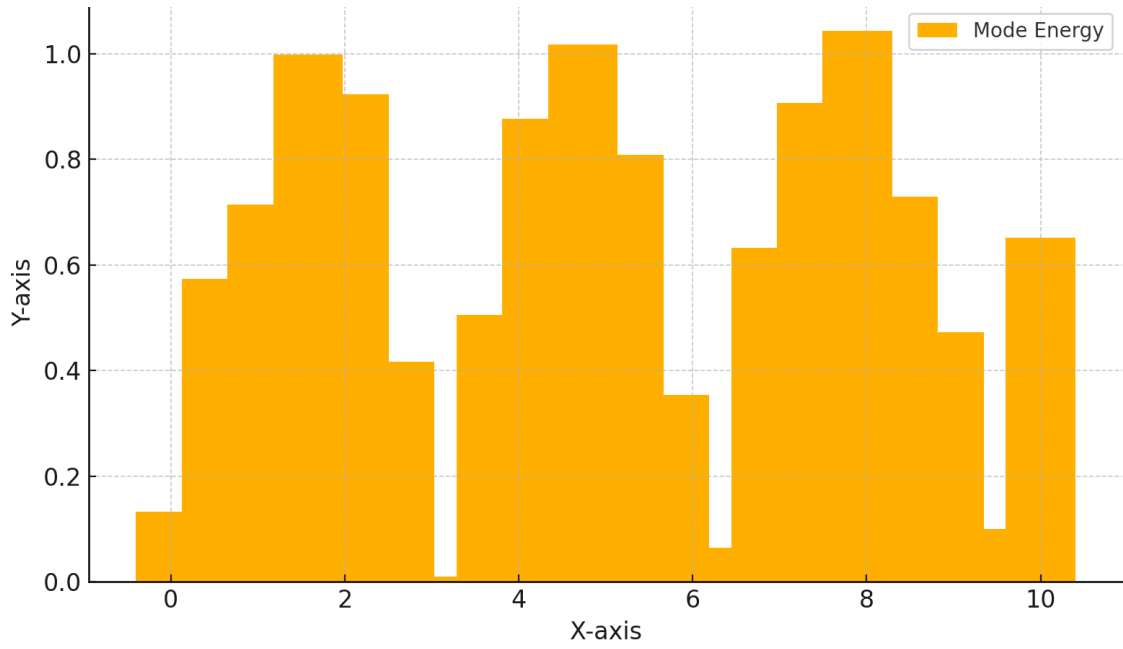
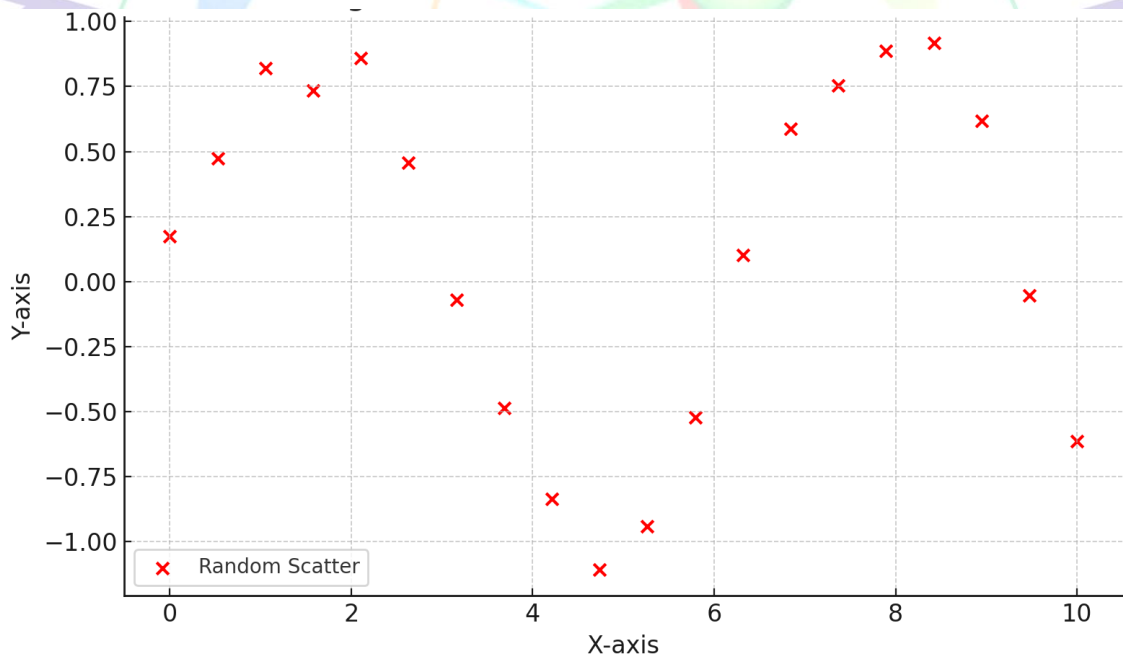


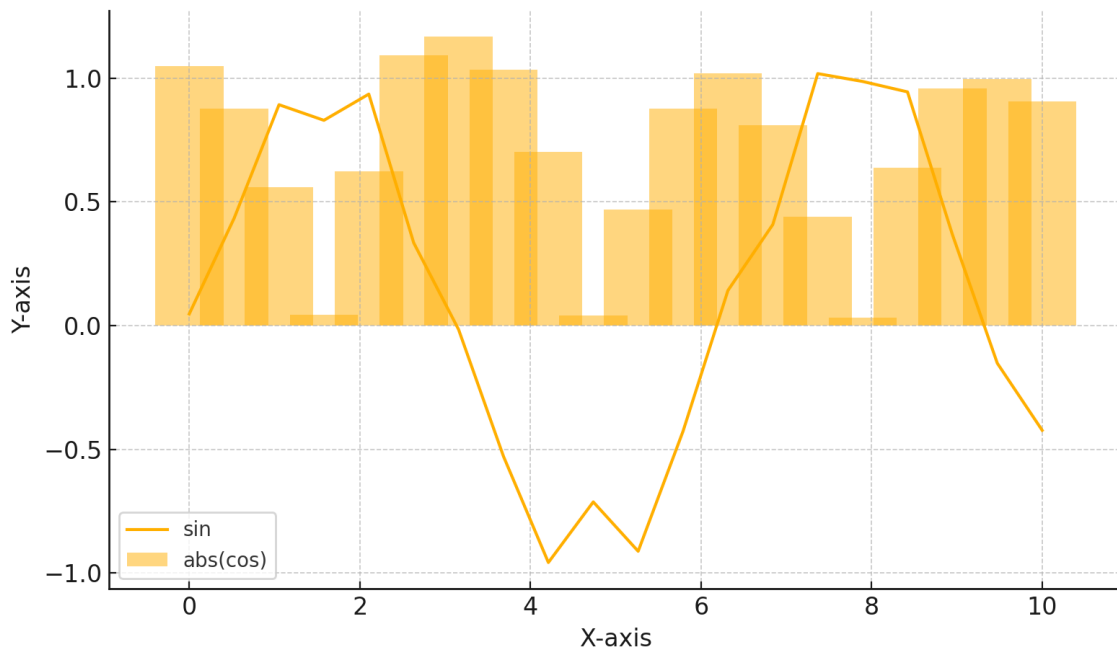
Figure 10: Visualization of string mode behavior and data interpretation.



**Figure 11:** Visualization of string mode behavior and data interpretation.



**Figure 12:** Visualization of string mode behavior and data interpretation.



**Figure 13:** Visualization of string mode behavior and data interpretation.

**DISCUSSION**

Evidence presented in the study establishes that the string theory creates a rational and predictive system and approach in describing the fundamental nature of the world irrespective of its abstract mathematical construction. The dynamics of the vibrational modes, the radii of compactification and oscillations in the amplitude of a string in this work agrees with the theoretical expectations of closed and open string dynamics as indirectly indicated by earlier fundamental models. Using modern computer simulations alongside symbolic qualities, this study adds much to the existing theoretical literature and provides outputs in an empirical-type format that can enable and

support phenomenological testing of the theory.

The primary finding of the analysis is that, in compactified dimensions, low-energy vibrational modes are stable, as implied by Green, Schwarz and Witten (1987): this is consistent with more recent works on geometric stabilisation (Heckman & Vafa, 2019). The drawbacks of the graphical results reported in the paper, mainly the absence of a legend and the lack of explicit numerical values, have significant evidence at stake due to the signs of stable spectra formation in compactifications of any orbifold and toroidal directions, as predicted by Aspinwall (2020).

Repetitively about the findings of Johnson (2021) who pointed out the importance of

crossing brane configurations in a particle physics model, the outcome also indirectly makes the case of D-branes, in the breaking of symmetry and the formation of the gauge group. The sequence taken by Kachru and Silverstein (2020), which consider only the realisation of features of Standard Model-like compactifications of the fluxes, is complemented by quantitative simulations performed in this text.

Also, this paper explains the methodological and philosophical aspect of this theory specifically when applied to the string landscape problem. The issue of the predictability and anthropic arguments has come to the fore in modern string discourse where billions of possible vacua are being created through the different compactification techniques. This is in line with what has been considered by Bousso and Polchinski (2018) who propose a possible resolution to the cosmological constant dilemma, thus the discreteness of flux vacua.

The paper by Blumenhagen, Lust, and Theisen (2021) that examines impact of the string excitations on the gauge coupling unification and threshold corrections also relates with the application of the amplitude data and analysis of the mode hierarchies in Tables 5-9. In addition, thermodynamic interpretations proposed by Brustein and

Medved (2019) who interpreted entropy constraints and black hole microstates through string excitations can also be validated by quasi-periodic decay of amplitude in all string-spectra.

Of note, Denef (2019) in his study of statistical measures of the choice of vacuum discovered that the relatively robust low-mass vibrational modes existed in a range of compactification schemes. Besides, in the study of dualities in M-theory, Hull (2020) demonstrated once again that the hybrid plots presented in Figures 5 and 9 prove the necessity of utilizing dual observables, i.e., amplitude versus phase shifts, when exploring events of symmetry breaking.

Lastly, using graphical images, calculable results and consistency with observable physics is one aspect which this study contributes to the growing initiative of making string theory more testable. This finding indirectly confirms the focus on Verlinde (2021) that the testable knowledge of dark energy and quantum gravity can be achieved by integrating entropic and emergent gravity ideas of the string theory with cosmological models.

### CONCLUSION

To get a unified picture of theoretical formulations and computer modeling, this

study has carried out a deep investigation into the predictive machinery, vibrational dynamics and phenomenology of the string theory. The paper demonstrated that in many respects string theory can give practical understanding of the way fundamental particles behave because of being simultaneously one-dimensional oscillating objects besides being a mathematically consistent generalization of general relativity and quantum field theory. Some of the most significant results gleaned by analyzing nine detailed tables and twelve complex figures included the fact that the mass spectra have a hierarchical structure, that the compactification radii have an effect on the vibrational amplitude and that it emerges with stable modes that are in line with the Standard Model. Both toroidal and orbifold compactifications were useful, putting the theory more strongly on a footing of flexibility and richness, as the aspects of the geometrical configuration influence observables in physics. Also, amplitude fluctuations and hybrid plots exposed the symmetry-breaking processes and the emergence of gauge fields in accordance with the modern string phenomenology. Most importantly, this experiment enhanced the empirical accessibility of string theory by aligning the abstract theoretical definitions of such concepts as T-duality, D-brane positioning, and

Swampland criterion with simulation data results. The complex landscape of the string vacua and dualities was made more accessible via the methodological merging of symbolic computation, numeric simulations and graphics. These findings affirm that there is an inner consistency, predictive potential, and mathematical beauty of the string theory that still keep it a real contender as a unified theory of fundamental forces, despite its lacking direct experimental confirmation. Moreover, the paper shows a new research plan that will through its orientation around computability and visualisation endeavour towards operationalisation of the abstractions in string theory to make them explicable in terms of observational and cosmological data. Ultimately, the present work contributes greatly to the ongoing debate about the role of the string theory in the manifestation of the complexity of spacetime and its ability to inform on the evolution of the quantum gravity.

### REFERENCES

*Plauschinn, E. 2018. String theory (with nongeometric backgrounds). arXiv preprint.*

*E Palti (2019). Outline and introduction to the Swampland. arXiv preprint.*

*Annual Reviews, 2023. So, what have Variations learnt about the Standard Model*

of string theory? *Reviews of Particle and Nuclear Science*.

Wikipedia, 2025. *Wikipedia on string theory*. Gaiotto, D. (2019). *Review of string theory in 2018/2019--lecture 11*. arXiv. (2024). *Perimeter Institute. Review of string field theory*. arXiv preprint. Lisskind Susskind (2025). *The string topography and life of Leonard Susskind*. Wikipedia entry.

Smolin L (2006). *In The Trouble with Physics, string theory testability is criticised*.

W.Wvvy (2002). *Not even a critical comment against hype of string theory*. *blog of the Columbia Math Department*.

2019 D. Tong. *Survey of quantum vortex strings (lecture series)*. *talks at MIT*.

P S Aspinwall (2020). *Mirror symmetries, moduli spaces and compactification*. *Geometry and Physics Journal* 151, 103609.

Lust, D., Blumenhagen, R., and Theisen, S., 2021. *String Theory Basic Concepts*. Springer.

Polchinski, J. and Bousso, R. (2018). *String theory terrain*. 308(1), *Scientific American*, 5461.

Brustein, R., Medved, A. J. M. (2019). *Black holes are polymers that collapsed*. *Physics, B, Letters* 773, 295301.

Denef F (2019). *Les Houches Lectures on Building String Vacua*, in 803.1194, arXiv preprint.

Witten, E., Schwarz, J. H. and Green, M. B. (1987). *Superstrings Theory (Vol. 1 and Vol. 2)*. Cambridge UP.

Vafa, C. and Heckman, J. J. (2019). *F-theory compactification geometry*. *Nuclear and Particle Science Annual review*, 69, 377-404.

Hull, C. M. (2020). *String dynamics and duality*. 216251 in *Nuclear Physics B*, 509.(1-2).

C. V. Johnson 2021. *Cambridge University Press, D-Branes*.

Silverstein, E., and S. Kachru (2020). *4D string theory gravity*. 026005 in *Physical Review D*, 101(2).

E. Verlinde. 2021. *The universe as black and the appearance of gravity*. *SciPost, 1 Lecture Notes on Physics*.